

OK9477\$

REFERENCE DRAWINGS

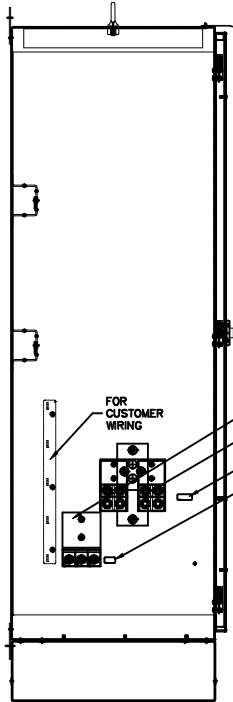
- OK9489 INTECONNECTION DIAGRAM 6-800A
- OK9495 SD / WD 600-800A 1PH
- OK9488 INSTALLATION DRAWING
- OK9473 MANUAL
- \* OK9500 HARNESS- 1Ø

\* NOT SHOWN

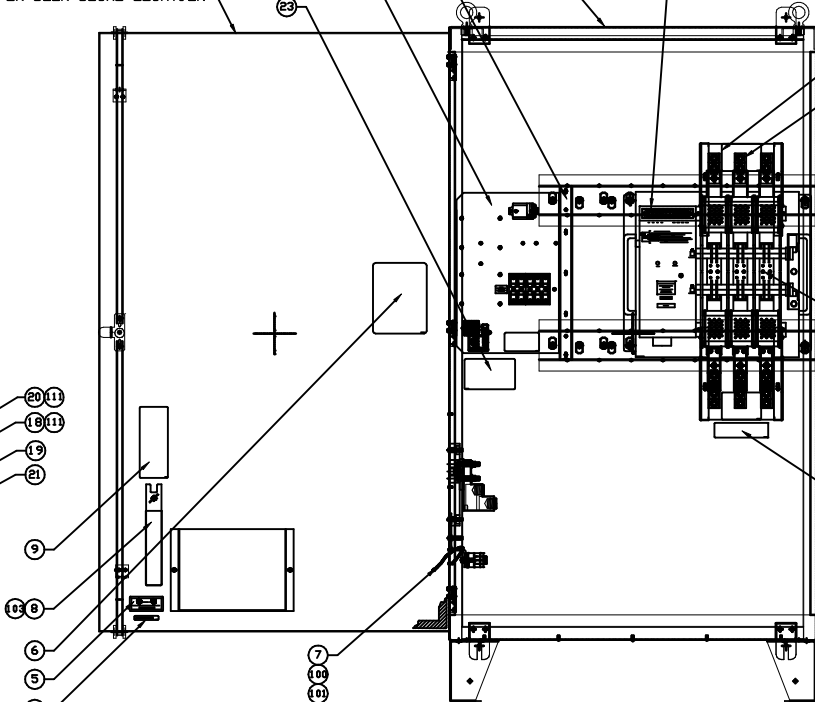
SEE PAGE 2 (DETAIL 'C')  
FOR WIRE DUCT CUT LIST

SEE PAGE 2 (DETAIL 'B')  
FOR SUBPLATE ASSY.

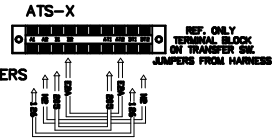
SEE PAGE 2 (DETAIL 'A')  
FOR DOOR DECAL LOCATION



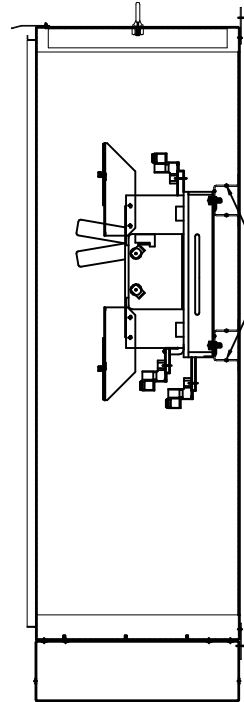
LEFT SIDE VIEW



FRONT VIEW



MANUFACTURING NOTES:



RIGHT SIDE VIEW

ITEM #	PART #	REV #	HARDWARE	DESCRIPTION
100	028150	2	WASHER FLAT #8 ZINC	
101	022554	2	WASHER LOCK #8-34	
102	051715	2	NUT HEX M4-0.7 GB YEL CHR	
103	007680	1	NUT WING M6-1.0	
104	005124	2	SCREW PHNT M3-0.5 X 25 ZINC	
105	022152	8	WASHER LOCK #10	
106	024469	8	WASHER SHIMEXPROF EXT 5/16 STL	
107	022190	9	WASHER LOCK 1/2	
108	022196	9	NUT HEX 1/2-13 STEEL	
109	022316	9	SCREW HMC 1/2-13 X 4 US	
110	026902	7	SCREW HHTY #6-32 X 1/4 CZ	
111	027900	4	NUT HEX FT W/2 W6-1.25	
112	042911	6	SCREW HMC M6-1.5 X 30 GB 8	
113	046206	6	WASHER LOCK H10	
114	091477	2	NO VOLT. WIRE DUCT RHT	
115	045764	6	SCREW HHTY M4-0.7 X 8 ZP	

ITEM #	PART #	REV #	DESCRIPTION	QTY
1	009901	1	ENCL NEMA 3R 3646X250 RTS	
2	REF MODEL	1	DECAL RTS TRANSFER SWITCH 3R	
3	095222	1	DECAL-LIVE CIRCUIT	
4	022994	1	DECAL-ENCLOSURE NOTE NEMA 3R	
5	028484	1	DECAL-UL CONTROL PANEL ENCL.	
6	009505	1	DECAL RTS TEST SEQUENCE 600A	
7	02242190	1	ASSY WIRE #6 12 0P (GROUND WIRE)	
8	072164	REF.	HMC NUT 6-1680A UNSPLD 1/2 STD	
9	074285	1	DECAL MANUAL OPERATION	
10	072111	1	DFRSV 600A 3P UNGNDY	
11	080439	9	LLG SLB SS 500-#11 3/32 AL/CU	
12	074349A	2	SNV CVR 1W 600A 3P	
13	074283	2	CVR BRKT 600-1600A RH	
14	074281A	2	CVR BRKT 600-1600A LH	
15	063986	4	KNBS, COVER HOLD-DOWN	
16	028269	2	DECAL TERMINAL SHOCK HAZARD	
17	064310	1	DECAL-TERMINAL NOTE	
18	008700	1	ASSY NEUTRAL BLK 600-1080A ATS	
19	004957	1	DECAL NEUTRAL	
20	003034	1	ASSY SUB TERM 1600-2600A	
21	047210A	1	DECAL, GND	
22	009080314	1	SUB-PLATE RTS 600-800A	
23	REF. MODEL	1	PLATE DATA - RTS	
24	062817	1	RELAY PKG 1EVDG 3PDT 10A8040VA	
25	002806	1	FUSE/BLK 30A 600V 3PDS 1/32	
26	002872	1	FUSE/BLK 30A 600V 3PDS 1/32	
27	022290A	5	FUSE 5A X BUSS	
28	007390T	1	TERM BLK 3P UL 12-20AWG	
29	004908	1	DECAL CUSTOMER CHNKL	
30	054199	1	DECAL DANGER HIGH VOLTAGE	
31	091472	FT	DUCT W/ING 1X1.5 CSP #5 709FT2	
32	091473A	FT	COVER WIRE DUCT 1 IN CSP #5 709FT2	
33	096685	4	TIE-WRAP MOUNT FIR TREE (STYLED)	
34	000000	1	WIRE HARNESS RTS 1 PHASE	
35	0244190	1	DECAL FUSE RATINGS 5A 600V	

\* DESIGNATES ITEMS STRUCTURED IN WIRE HARNESS (NOT SHOWN)

GENERAC PART NUMBER	DESCRIPTION	ITEM #	ITEM #
OK9477	ASSEMBLY 600A NEM-SE	0K1098	0K17998
OK9477A	EXPLODED VIEW DRAWING	N/A	N/A
OK9477B	ASSEMBLY 600A NEM-SE	0K1272	0K17998

SHEET 1 OF 2

1/23/14 "A" RELEASED FOR PRODUCTION  
07/20/15 K-1840-B

DO NOT SCALE  
SEE NOTES  
DATE: 10/15/14  
BY: N/A

AV 600A RTS  
NEMA 3R  
SEE NOTES  
DATE: 10/15/14  
BY: N/A

GENERAC POWER SYSTEMS  
OK9477\$.DWG  
1 - 5  
2014 RTS  
OK9477\$

