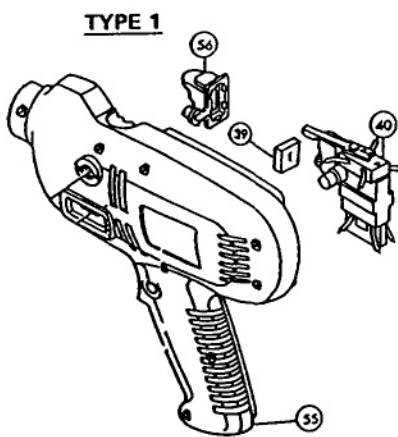


Fig.	Part No.	Qty. Used	Description	Fig.	Part No.	Qty. Used	Description
1	251425-3	1	FLAT SCREW M6X22	36	211020-1	1	B. BEARING 626Z
3	321333-3	1	SPINDLE	38	191910-3	1	CARBON BRUSH SET, CB-401
4	254011-9	1	WOODRUFF KEY 4	39	*	1	SPONGE SHEET
5	216002-8	1	STEEL BALL 4.8	40	*	1	SWITCH
6	211206-7	1	B. BEARING 6202LLB	42	911148-2	8	P.H. SCREW M4X25
7	257074-4	1	RING 13	43	664013-1	1	CORD (2X18X8 SJT)
8	226050-9	1	GEAR 47-57	44	265941-9	2	TAPPING SCREW M4X18
9	256103-0	1	PIN 4	45	687063-9	1	STRAIN RELIEF
10	223056-8	1	CAM (B)	46	682502-4	1	CORD GUARD
11	153129-2	1	CAM COMPLETE	47	152491-2	1	GRIP 32
12	271407-9	1	SCREW 23	48	410102-8	1	KEY HOLDER
13	231282-5	1	COMP. SPRING 2.4	49	342965-3	1	SHIFTER ROD RETAINER
14	216001-0	1	STEEL BALL 3.5	50	231283-3	1	COMP. SPRING 5
15	261046-3	1	WASHER 4	51	321222-2	1	SCREW
16	911113-1	1	P.H. SCREW M4X10	52	253821-1	1	F. WASHER 3
17	263002-9	1	RUBBER PIN 4	53	411720-5	1	CHANGE BUTTON
18	*	1	HOUSING SET (INCL. RUBBER PIN 4 263002-9; IND. LABEL 816016-3; FIG. 55)	54	154269-9	1	SHIFTER ROD
19	633216-8	1	FIELD	55	*	1	HOUSING SET (INCL. RUBBER PIN 4 263002-9; IND. LABEL 816016-3; FIG. 18)
20	211028-5	1	B. BEARING 627LB	56	*	1	DUST COVER
21	681614-0	1	INS. WASHER	57	687051-6	1	STRAIN RELIEF
22	511996-5	1	ARMATURE	58	654069-2	1	RECEPTACLE
24	211028-5	1	B. BEARING 627LB	59	686015-7	1	RECEPTACLE SLEEVE
25	911166-0	1	P.H. SCREW M4X40	ACCESSORIES			
26	911161-0	1	P.H. SCREW M4X35				
27	315219-1	1	BEARING CASE				
28	911106-8	1	P.H. SCREW M4X8				
29	341628-8	1	CAM RETAINER				
30	211020-1	1	B. BEARING 626Z				
31	341658-9	1	GREASE WIPER				
32	153166-6	1	GEAR 11-21-38				
35	253715-0	1	F. WASHER 6				
400	321220-6	1	STOPPER POLE				
401	164549-5	1	STOPPER HOLDER				
402	251851-6	1	KNOB				
403	763411-7	1	CHUCK KEY				
404	763047-2	1	DRILL CHUCK				
405	181949-4	1	STEEL TOOL CASE				

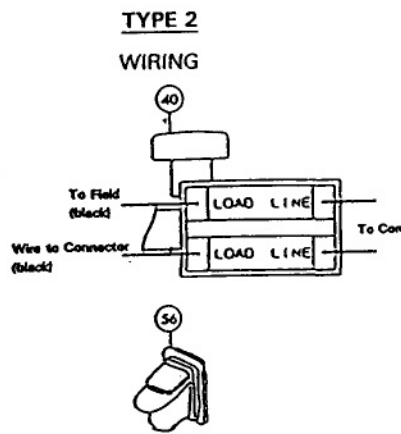
SERVICE CHANGE

• SEE SERVICE CHANGE 1

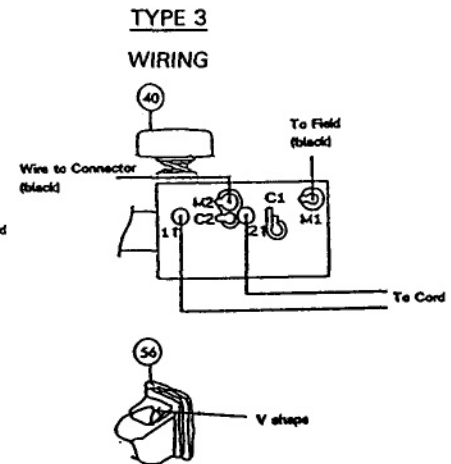
1) Change on switch from S/N 406,151E on Type 2, S/N 426,795E on Type 3.



with variable speed adjustment on switch



w/o variable speed adjustment on switch



w/o variable speed adjustment on switch

FIG.	DESCRIPTION	TYPE 1	TYPE 2	TYPE 3
18, 55	Housing Set	Part# 182513-4	Part# 182800-1	
39	Sponge Sheet	Part# 685721-1		
40	Switch	Part# 651842-1	Part# 651940-1	Part# 651955-8
56	Dust Cover	Part# 421167-5	Part# 421462-3	Part# 421564-5

The above parts are interchangeable as a set.