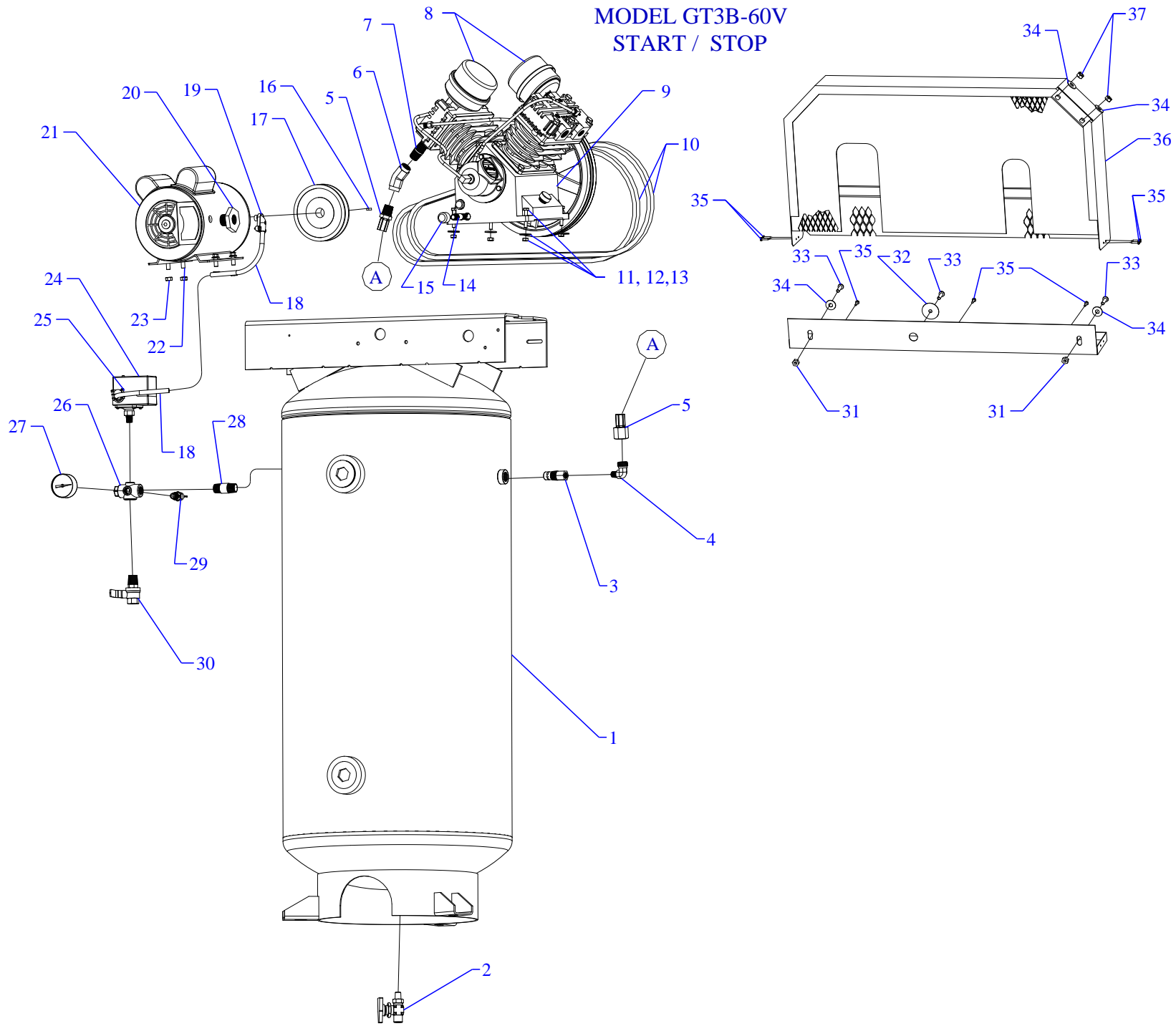


MODEL GT3B-60V  
START / STOP



## Parts List for Model GT3B-60 Vertical Single & Three Phase

NOTE: The quantity number indicates the total number of pieces required for a complete unit repair.

When ordering parts give compressor model, serial number and part number. Order assemblies when possible.

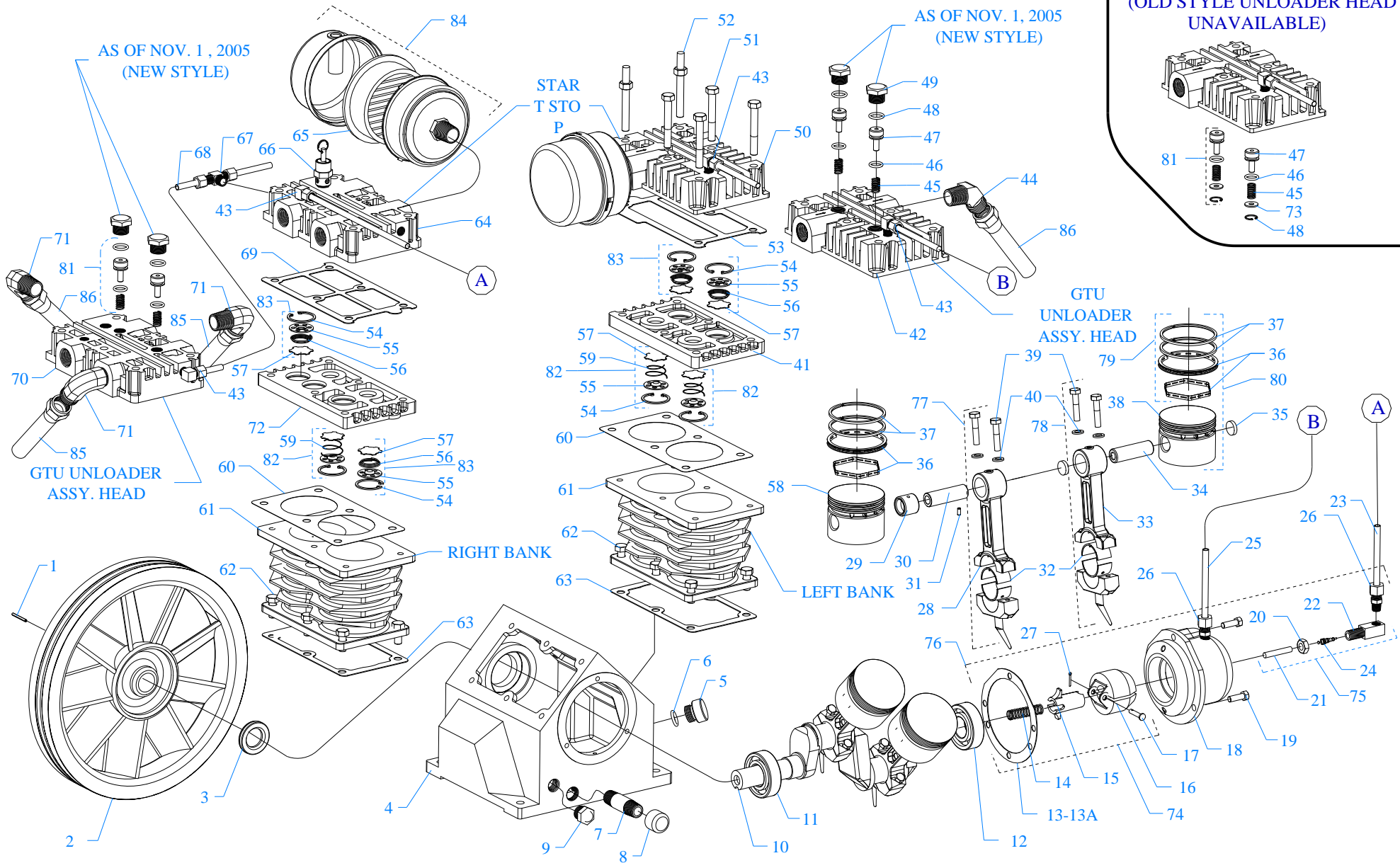
<u>REF. NO.</u>	<u>PART NO.</u>	<u>DESCRIPTION</u>	<u>QTY.</u>
1	411-1072	TANK,VERTCL,60G,UNB,F&K&GE,V60U-2	1
2	141-1077	VALVE,BALL,LEVER,1/4 TURN,1/4"M X 1/4"F	1
3	141-1035	VALVE,CHECK,INSERT,3/4"M X 1/2"F	1
4	121-1015	ELBOW,MALE,BRASS,5/8-45SAEX1/2"NPTM	1
5	360-1176	AFTERCOOLER,HOSE,SS,TEFLON,5/8"ODX28"L	1
6	122-1063	ELBOW,FEMALE,MI,PLTD,45 DEG,1/2"NPT	1
7	122-1116	NIPPLE,CLOSE,STEEL,SCH 80,PLATED,1/2"	1
8	320-1121	FILTER,W/DECALS,ASSY,G154S	2
9	421-1819	PUMP,CMPSR,PISTON,REPLCMT,BLUE,GT	1
10	154-4L600	BELT,VEE,A52,4L-600	2
11	120-1220	SCREW,CAP,HEXHD,GR5,ST,PLD,1/4-20X1-3/4	4
12	120-1116	NUT,LOCK,FLANGE,HEX,SERR,ST,PLTD,1/4-20	4
13	120-1070	WASHER,FLAT,STEEL,PLATED,SAE,1/4"	4
14	122-1037	NIPPLE,STEEL,SCH 40,3/8" X 2" L	1
15	122-1084	CAP,FEMALE,MI,3/8"NPT	1
16	120-1108	KEY,STEEL,BLACK,3/16X3/16X 1-1/2" LENGTH	1
17	154-1173	PULLEY,CI,DG,5.0PDA,1-1/8ID,2AK54X1-1/8	1
18	123-1003	WIRE,ASSY,BX,14/2,WITH GROUND	2FT
19	123-1032	CONNECTOR,CABLE,BX,90 DEG,3/8"	1
20	122-1071	BUSHING,REDUCER,HEX,ST,PLTD,3/4" X 1/2"N	1
21	130-1022	MOTOR,3HP,230/60/1,1725RPM,ODP	1
21*	130-1023	MOTOR,3HP,200/60/1,1760RPM,ODP	1
21**	130-1024	MOTOR,3HP,200/60/3,1725 RPM	1
21***	130-1025	MOTOR,3HP,230-460/60/3,1725RPM,ODP	1
22	120-1018	SCREW,FLANGE,HEX,SERR,ST,PLD,5/16-18X3/4	4

## Parts List for Model GT3B-60 Vertical Single & Three Phase

NOTE: The quantity number indicates the total number of pieces required for a complete unit repair.

When ordering parts give compressor model, serial number and part number. Order assemblies when possible.

<u>REF. NO.</u>	<u>PART NO.</u>	<u>DESCRIPTION</u>	<u>QTY.</u>
23	120-1119	NUT,LOCK,FLANGE,HEX,SERR,ST,PLTD,5/16-18	4
24	140-1072	SWITCH,PSI,2HP,115-175#,PB	1
25	123-1029	CONNECTOR,ROMEX,CLAMP,STRAIGHT,3/8"	1
26	220-1059	BLOCK,MANIFOLD,AL,5 PORT,SPRINKLER,MC-5S	1
27	142-1001	GAUGE,PSI,300#,BK MT,JENNY,2",1/4NPT,PG3	1
28	122-1088	NIPPLE,STEEL,SCH 80,PLATED,1/2" X 2"	1
29	141-1011	VALVE,SAFETY,ASME,1/4",200 PSI,SVU200	1
30	141-1078	VALVE,BALL,OUTLET,1/4 TURN,1/2"M X 1/2"F	1
31	120-1116	NUT,LOCK,FLANGE,HEX,SERR,ST,PLTD,1/4-20	2
32	120-1072	WASHER,FENDER,ST,PLATED,1/4"X1-1/2"OD	1
33	120-1267	SCREW,PAN HD,PHIL,STEEL,PLTD,1/4-20 X 1"	3
34	120-1075	WASHER,FLAT,STEEL,PLATED,5/16"	4
35	120-1177	SCREW,SELF DRILL,HEX,ST,PL,12 X 3/4	7
36	320-1021	BELTGUARD,ELECTRIC,GT/EQ,ASSY,BLUE,BGEQ	1
37	120-1119	NUT,LOCK,FLANGE,HEX,SERR,ST,PLTD,5/16-18	2
NOT SHOWN	610-1225	KIT,ELEMENT,FILTER,G54E,PKG OF 4,G54EP	1
NOT SHOWN	105-1209	OIL,PUMP,SYNTHETIC,BLUE,1 QUART,ESQ	1
NOT SHOWN	330-1022	MAG STR,25A,3P,200/208/230V,MGSA-3-230	1
OPTIONAL	140-1028-E51	OVERLOAD,HEATER,STARTER,MAGNETIC,E51 200V	3
	140-1028-E49	OVERLOAD,HEATER,STARTER,MAGNETIC,E49 230V	3
NOT SHOWN	330-1023	MAG STRT,25A 3P 460V,SVC RPLM,MGSA-3-460	1
OPTIONAL	140-1028-E38	OVERLOAD,HEATER,STARTER,MAGNETIC,E38	3
NOT SHOWN	330-1021-01	MAG STR 25A 1P115/208/230 REP MGSA-1-230	1
OPTIONAL	140-1028-E60	OVERLOAD,HEATER,STARTER,MAGNETIC,E60 120V	1
	140-1028-E51	OVERLOAD,HEATER,STARTER,MAGNETIC,E51 230V	1



MODEL GT & GTU  
 Four Cylinder -Two Stage  
 2-1/2 (3) - 2-1/2 Bore X 2-3/8 Stroke

## Parts List for Model GT, GTU

NOTE: The quantity number indicates the total number of pieces required for a complete unit repair.  
When ordering parts give compressor model, serial number and part number. Order assemblies when possible.

<u>REF. NO.</u>	<u>PART NO.</u>	<u>DESCRIPTION</u>	<u>QTY.</u>
1	120-1163	PIN,ROLLED,COILED,STL,BLK,1/4ODX1L,K25	1
2	220-1090	FLYWHEEL,GT PUMP,CI,13-1/4,2 GROOVE,G23	1
3	150-1036	SEAL,OIL,LIP,SINGLE,0.875 DIA,K11E	1
4	220-1034	CRANKCASE,Y PUMP,CI,MACHINED,Y1A	1
5	610-1029	PLUG,CRANKCASE,FILL,OIL,W/O-RING,K14	1
6	104-1016	RING,O,BUNA-N,5/8"IDX13/16"ODX3/32"THK	1
7	122-1037	NIPPLE,STEEL,SCH 40,3/8" X 2" L	1
8	122-1084	CAP,FEMALE,MI,3/8"NPT	1
9	160-1052	GAUGE,SIGHT,LEVEL,OIL,1/2"NPT	1
10	610-1399	CRANKSHAFT,Y PUMP,CI,PAINTED,BLUE,Y20A	1
11	150-1000	BEARING,BALL,K9	1
12	150-1008	BEARING,BALL,L9	1
13	104-1000-01	GASKET,CAP,BEARING,F&K&G PUMP,1/32THK,L3	1
13A	104-1000-02	GASKET,CAP,BEARING,F&K&G PUMP,1/64THK,L4	1
14	150-1081	COIL SPRING C/U UNLOADER ZN	1
15	220-1049	TUBE,OPERATING,CENTRIFICAL UNLOADER,EQ71	1
16	610-1167	UNLOADER,CENTRIFUGAL,WEIGHT,SET,EQ70	1
17	610-1066	PIN,PIVOT,UNLDR,CNTRFCL,W/CTTR PIN,EQ73	1
18	220-1076	CAP,BEARING,D PUMP,CI,MACHINED,D2	1
19	120-1002	SCREW,CAP,HEXHD,GR5,ST,BLK,1/4-20X5/8 (10 FT-LB)	3
20	120-1171	NUT,HEX,JAM,STEEL,PLATED,7/16-20,EQ74C	1
21	220-1050	PIN,UNLOADER,CENTRIFICAL,EQ74D	1
22	150-1035	BODY,UNLOADER,EQ74B	1

## Parts List for Model GT, GTU

NOTE: The quantity number indicates the total number of pieces required for a complete unit repair.  
When ordering parts give compressor model, serial number and part number. Order assemblies when possible.

<u>REF. NO.</u>	<u>PART NO.</u>	<u>DESCRIPTION</u>	<u>QTY.</u>
23	610-1120	TUBE,UNLOADER,CENTRIFUGAL,EQ PMP,CU,EQ78	1
24	120-1170	VALVE,CORE,EQ74A	1
25	610-1137	TUBE,BREATHER,CU,BENT,MGU&GCU&GTU,L18	1
26	121-1025	CONNECTOR,MALE,COMPRESSION,BR,1/4TBX1/8"	2
27	120-1169	PIN,COTTER,ST,BLACK,1\16DIA X1\2LG,EQ73B	1
28	310-1010	ROD,CONNECTING,AL,REPLACEMENT,EQ,L21W	1
29	150-1034	BEARING,NEEDLE,EQ38	1
30	150-1039	PIN,PISTON,STEEL,EQ35	1
31	120-1165	PIN,ROLLED,STEEL,BLACK,1/8ODX5/16L,EQ37	1
32	150-1011	BEARING,ROD,CONNECTING,PUMP,F,K,G	8
33	310-1001-02	ROD,CONNECTING,WO/BRNG INSERT,L21L&L21K	3
34	150-1005	PIN,PISTON,STEEL,HARDENED,K35	3
35	104-1103	BUMPER,WRIST PIN,PLASTIC,K36A	6
36	610-1065	KIT,RING,OIL,W/EXPANDER,ASSY,K34	4
37	150-1003	RING,COMPRESSION,PISTON,STEEL,EBA 22,K33	8
38	220-1005	PISTON,PUMP,ALUMINUM,MACHINED,K32	3
39	610-1047	SCREW,ROD,STEEL,W/LOCK WASHER,1/4-20,L22 ( 10 FT - LB )	8
40	120-1068	WASHER,LOCK,SPLIT,ST,BLK,HIGH CLLR,1/4"	8
41	220-1013	PLATE,VALVE,L PUMP,CI,MACHINED,L40	1
42	220-1016	HEAD,UNLOADING,G PUMP,CI,6HOLES,LU80 LEFT HAND HEAD	1
43	121-1032	ELBOW,MALE,COMPRESSION,BR,1/4TBX1/8"NPTM	2
44	121-1108	ELBOW,BRASS,MALE,45DEG,1/2-45SAEX1/2"NPT	1

## Parts List for Model GT, GTU

NOTE: The quantity number indicates the total number of pieces required for a complete unit repair.  
When ordering parts give compressor model, serial number and part number. Order assemblies when possible.

<u>REF. NO.</u>	<u>PART NO.</u>	<u>DESCRIPTION</u>	<u>QTY.</u>
45	150-1020	SPRING, VALVE, UNLOADER, INTAKE, KU83	4
46	104-1020	RING, O, SILICON, 7/16"IDX5/8"ODX3/32"THK	4
47	150-1028	PISTON, UNLOADER, VALVE, CHECK, BRASS, KU81	4
48	104-1015	RING, O, BUNA-N, 1/2"IDX11/16"ODX3/32"THK	4
49	122-1051	PLUG, HEX, BRASS, 11/16-16 UN-2B X .550	4
50	310-1022	HEAD, START/STOP, GT PUMP	1
51	120-1028	SCREW, CAP, HEXHD, GR5, ST, BLK, 5/16-18X2-1/4 ( 22FT-LB	10
52	120-1252	BOLT, STUD, HEX, ST, 5/16-18X2-1/4X5/8, K52-1 ( 22FT-LB )	2
53	104-1008	GASKET, HEAD, K&G&W PUMP, 1/32THK, L51	1
54	50-1041	RETAINER, VALVE, STEEL, PAS, 0.062"THK, K43	9
55	109-1010	VALVE, CHECK, BUMPER, STEEL, K44	9
56	150-1018	SPRING, CONE, SS, VALVE, DISCHARGE, K46	6
57	109-1011	VALVE, DISC, STAINLESS STEEL, K47	9
58	220-1042	PISTON, PUMP, AL, MACHINED, 2 STAGE, K32W	1
59	150-1017	SPRING, CONE, SS, VALVE, INTAKE, K45	3
60	104-1007	GASKET, PLATE, VALVE, K&G&W PUMP, 1/32TK, L41	2
61	360-1150	CYLINDER K30 BLUE EMGLO REPLACEMENT	2
62	120-1017	SCREW, CAP, HEXHD, GR5, ST, BLK, 5/16-18X3/4 (15 FT-LB)	12
63	104-1006	GASKET, CYLINDER, K&G&W PUMP, 1/32THK, K31	2
64	310-1022	HEAD, START/STOP, GT PUMP	1
65	150-1104	ELEMENT, FILTER, AIR, G54E	2
66	141-1018	VALVE, SAFETY, ASME, 1/4", 65 PSI	1
67	121-1039	TEE, BRANCH, BRASS, 1/4"TBX1/4"TBX1/8"NPTM	1

## Parts List for Model GT, GTU

NOTE: The quantity number indicates the total number of pieces required for a complete unit repair.  
When ordering parts give compressor model, serial number and part number. Order assemblies when possible.

<u>REF. NO.</u>	<u>PART NO.</u>	<u>DESCRIPTION</u>	<u>QTY.</u>
68	610-1121	TUBING,UNLOADER,HEAD-HEAD,MGU PUMP,LU88	1
69	104-1013	GASKET,HEAD,K&G&W PUMP,1/32THK,EQ51 RIGHT HAND HEAD	1
70	220-1043	HEAD,UNLOADING,EQ PUMP,CI,6HOLES,EQ80 RIGHT HAND HEAD	1
71	121-1013	ELBOW,MALE,BRASS,1/2-45SAEX1/2"NPTM	3
72	220-1041	PLATE,VALVE,W PUMP,CI,MACHINED,W40	1
73	150-1042	WASHER,BRASS,1/32X 0.605ODX1/4 ID,KU84	4
<b>Assemblies</b>			
74	610-1015	UNLOADER,CENTRIFICAL,PUMP,ASSY,EQ170 W / GASKET, INCLUDES 13, 13A, 14, 15, 16, 17, 27	1
75	310-1016	VALVE,UNLOADER,CENTRIFICAL,ASSY,EQ174 INCLUDES 20, 21, 22, 24	1
76	610-1060	UNLOADER,CENTRIFICAL,W/B CAP,ASSY,Y175 INCLUDES 18, 19(3), 74, 75	1
77	310-1044	ROD,CONNECTING,W/INSRT,HI PSI,L21L&L21K INCLUDES 28, 32(2), 39(2), 40(2)	1
78	310-1043	ROD,CONNECTING,W/BEARNG INSERT,L21L&L21K INCLUDES 32(2), 33, 39, 40	3
79	610-1020	KIT,PUMP,RING,PISTON,F&K&G&W PUMP,K133 INCLUDES 36, 37(2)	4
80	610-1028	PISTON,W/RINGS&PIN,ASSY,K132 ( LP ) INCLUDES 34, 35(2), 36, 37(2)	3
81	610-1042	VALVE,UNLOADER,HEAD,PUMP,ASSY,KU181 INCLUDES 45, 46, 47, 48, 73	4
82	610-1031	VALVE,SUCTION,ASSY,K145 INCLUDES 54, 55, 57, 59	3
83	610-1032	VALVE,DISCHARGE,ASSY,K146 INCLUDES 54, 55, 56, 57	6



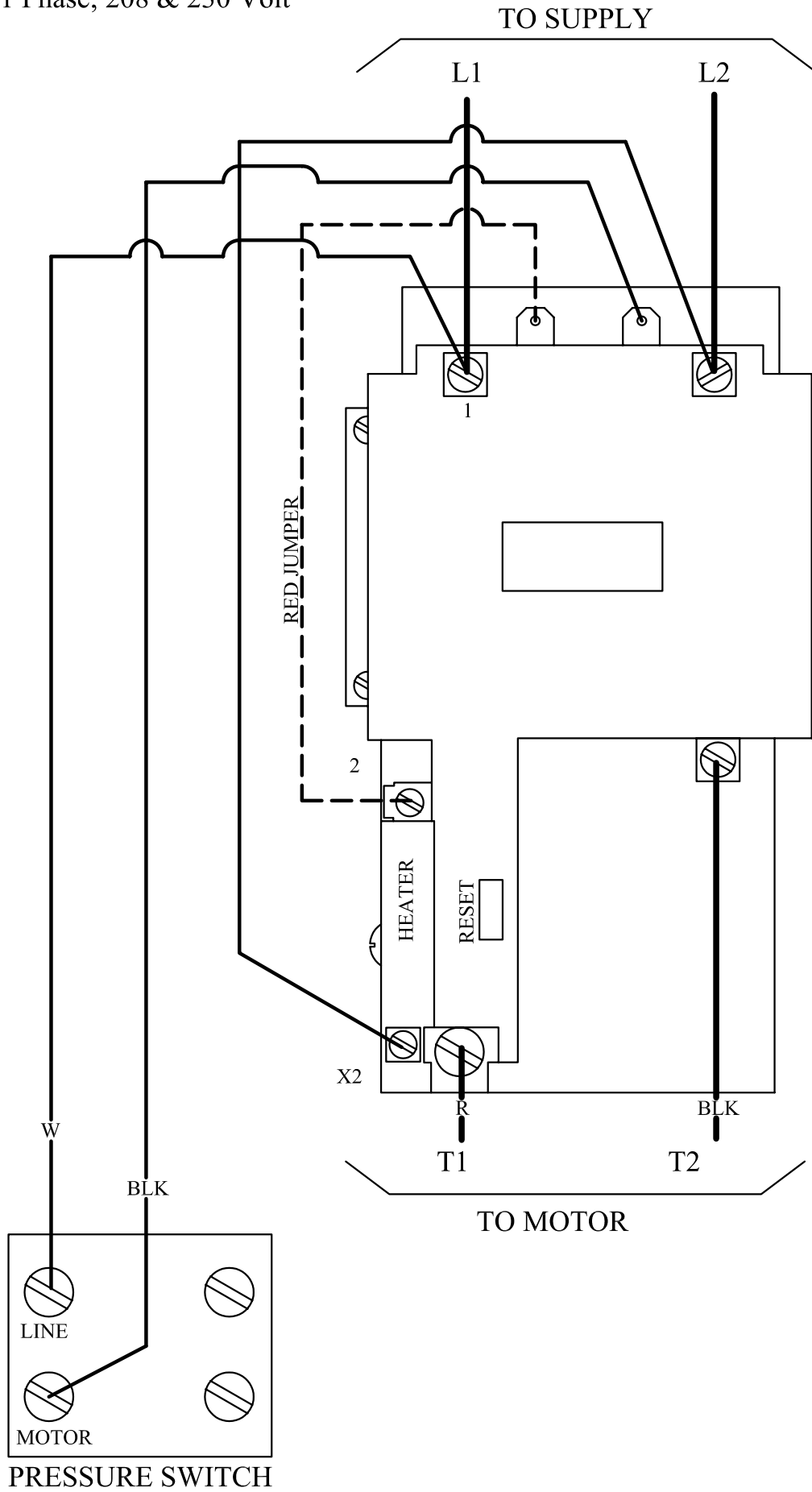
## Parts List for Model GT, GTU

NOTE: The quantity number indicates the total number of pieces required for a complete unit repair.  
When ordering parts give compressor model, serial number and part number. Order assemblies when possible.

<u>REF. NO.</u>	<u>PART NO.</u>	<u>DESCRIPTION</u>	<u>QTY.</u>
84	320-1121	FILTER,W/DECALS,ASSY,G154S	2
85	610-1057	INTERCOOLER,FINNED,W/FLARE NUTS,ASY,EQ65	1
86	610-1056	INTERCOOLER,FINNED,W/FLARE NUTS,ASY,EQ62	1
NOT SHOWN	105-1209	OIL,PUMP,SYNTHETIC,BLUE,1 QUART,ESQ	1
NOT SHOWN	610-1226	KIT,FILTER,ASSY,G154,PKG OF 4,G154P	1
NOT SHOWN	610-1186	KIT,ELEMENT,FILTER,L54E,PKG OF 4,L54EP	1
NOT SHOWN	150-1010	ELEMENT,FILTER,AIR,COMPRESSOR,JENNY,L54E	1

# MAGNETIC STARTER WIRING DIAGRAM

1 Phase; 208 & 230 Volt



# MAGNETIC STARTER WIRING DIAGRAM

3 Phase; 208, 230, & 460 VOLT

