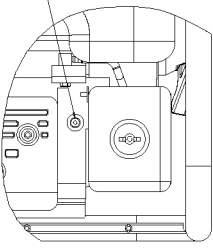
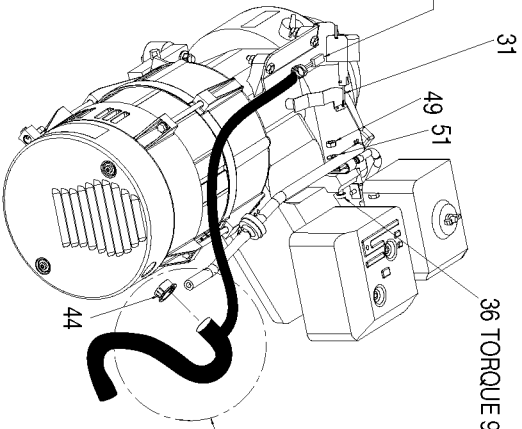


TORQUE TO
50-60 IN-LBS
AFTER SETTING
ENGINE SPEED



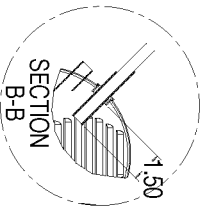
TOP VIEW OF ENGINE

MATE
CONNECTORS
FROM
32 AND 30

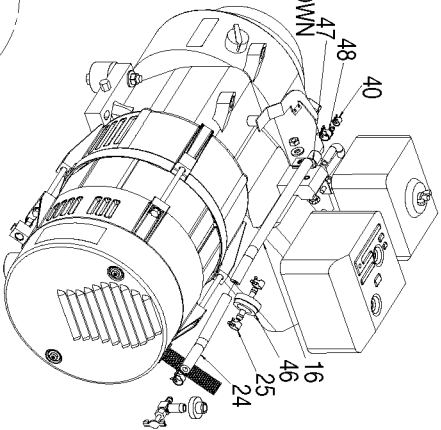
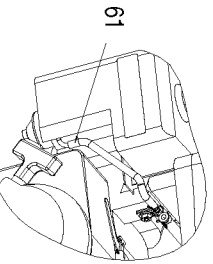


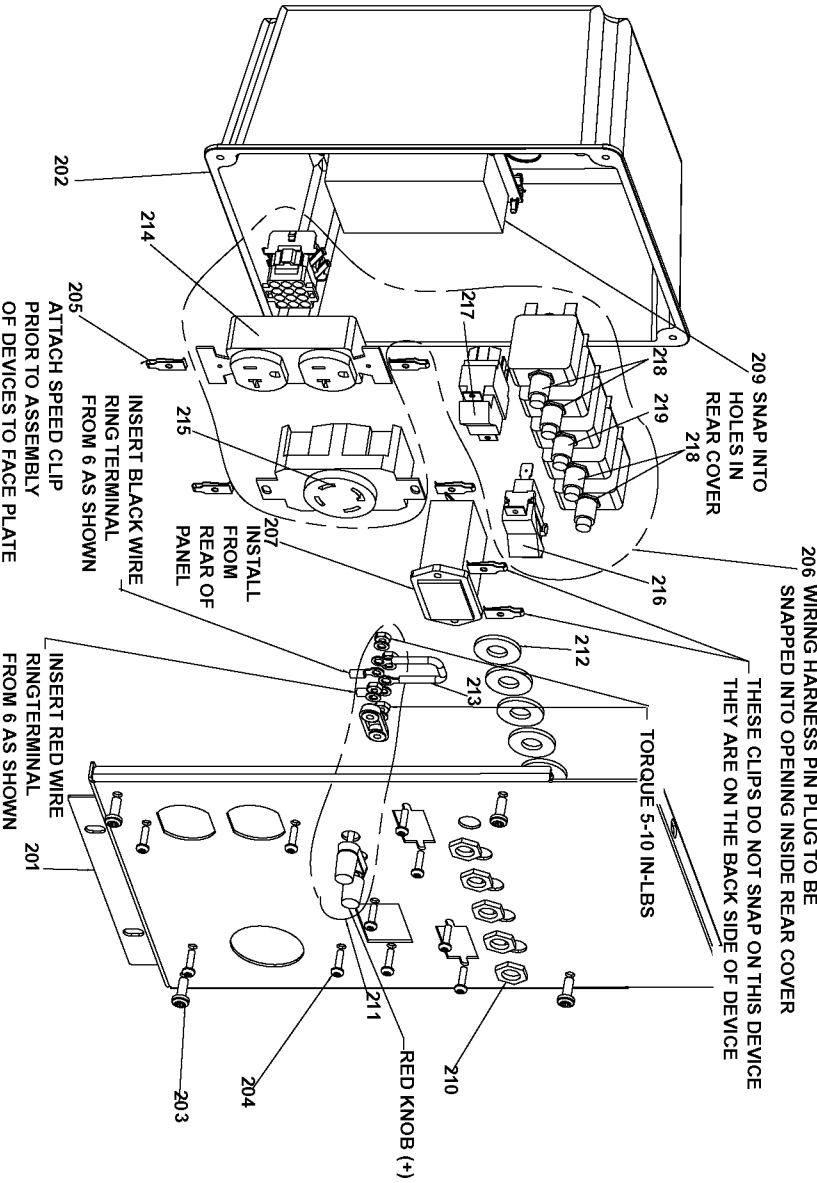
36 TORQUE 90-100 IN-LBS

SEE SECTION B-B



ORIENT AS SHOWN





Parts List for CH350CS Type 2

Item Number	Part Number	Description	Qty Required
1	000000-00	No Longer Available	1
2	Z-D26593	ASSY GEN 2.75 DV IC	1
3	GS-0077	COVER END BLANK	1
4	GS-0117	LUG GROUND	1
5	GS-0118	STRAP GROUND	1
7	GS-0033	ISOLATOR VIBRATION 1	4
14	SSN-632	WASHER .875 OD .375	1
15	SSF-8150	NUT .312-18 UNC HEX	1
16	Z-A14582	HOSE FUEL	1
17	SS-12-CD	SCREW .313-18X.750 H	10
18	N002562	SCREW	10
19	SSF-553-1	SCREW #10-24X.563 TH	10
20	N017772	LOCK WASHER	10
22	Z-GS-0650-1	TANK FUEL 4G	1
23	GS-0443	CAP FUEL TANK	1
24	Z-A14582	HOSE FUEL	1
25	GS-0227	CLAMP FUEL .50	1
26	91895680	SCREW .250-20X.750 H	10
27	N103455	GROMMET	1
28	GS-0437	DRAIN COCK	1
29	D20885	BRACKET SOLENOID GX2	1
30	D20886	SOLENOID GX200 IC	1
31	D20888	WIRE FORM GX200 IC	1
33	SSN-626	WASHER LOCKING #10	10
34	SSF-1001-1	SCREW #10-32X.375 HH	10
36	D21337	BOLT .250-20X1.25 UN	10
40	GS-0560	CLAMP HOSE .301 ID	1

Parts List for CH350CS Type 2

Item Number	Part Number	Description	Qty Required
41	SSN-1014-ZN	WASHER .339/.344 ID	10
42	000000-00	No Longer Available	10
44	GS-0199	BUSHING SNAP 1 OD	1
46	GS-0459	FILTER FUEL	1
47	000000-00	No Longer Available	1
47	000000-00	No Longer Available	1
48	GS-0535	UNION REDUCER 1/4 X	1
49	SSF-575	NUT .250-20 HEX W/KE	10
50	GS-0763	CLIP SNAP-IN FUEL LI	1
51	330016-13	WASHER	10
52	D21355	PIN ROLL .094 DIA X	1
55	GS-0925	SPACER .32ID X 1.500	1
56	000000-00	No Longer Available	1
57	SSF-3152	SCREW .313-18X.750 H	10
58	000000-00	No Longer Available	1
202	D26376	COVER COMPACT PANEL	1
203	SSF-3156	SCREW #10-9X.500 THD	10
204	SSF-583	SCREW #6-32X.500 PAN	10
207	GS-0735	METER HOUR	1
209	N080007	BOARD ASSY	1
210	SSF-595	NUT .438-28 UNEF HEX	10
211	Z-GS-0728	ASSY BINDING POST SS	1
213	GS-0835	ASSY RESISTOR DC SHU	1
214	GS-0019	RECEPTACLE 120V 20A	1
215	GS-0445	RECEPTACLE 4 PRONG T	1
216	GS-0045	SWITCH FULL POWER	1
217	GS-0679	SWITCH IDLE CONTROL	1

Parts List for CH350CS Type 2

Item Number	Part Number	Description	Qty Required
218	Z-GS-0024	BREAKER CIRCUIT 125/	1
219	GS-0681	BREAKER CIRCUIT	1
856	000000-00	No Longer Available	1
856	285800-98	SPARK PLUG	1