


Drwg. 4


WIRING INSTRUCTIONS



Screw the NTC black wire to the pump.



Screw the NTC white wire to the motor.




Crimp motor black wire and PCB black wire together using close end connector.
Crimp motor red wire and PCB red wire together using close end connector.

Insert the black NTC terminal into PCBA.

Insert the white NTC terminal into PCBA.

Insert the black and red fan terminal into the PCBA.




WIRING INSTRUCTIONS (continued)




Place the black NTC wires into wire traps as shown.



Place the red and black fan wires into wire traps as shown.



Place the white NTC wires into wire traps as shown.



Place the red and black motor wires into wire traps as shown.

As an aid to reassembly, take notice of wire routings and position in wire guides and traps while dismantling tool.

Be sure that all components of electronics kit are seated firmly and squarely in housing recesses.


Avoid pinched wires, be sure that all wires and sleeves are pressed completely down in wire traps.

Prior to securing housing cover onto the housing support, be sure that there are no interferences.

Before installing the battery, check for proper functionality of shuttles and triggers.

Install battery and depress switch triggers to assure tool is operating properly.

Place close end connectors down into cavity area as shown.



SCREW TORQUE SPECIFICATIONS

FIG.	PART NO.	DESCRIPTION OF FASTENER	WHERE USED	SEAT TORQUE	
				(N.m)	(IN/LBS)
1	06-82-0269	M3 x 10mm Pan Hd. T-10 Screw	Pump Head and Front Housing/Rear Housing	0.35-0.55	3.097-4.867
5	06-81-0220	M4 x 6mm Pan Wash. Hd. Phillips Screw	NTC and Cylinder Cap	0.35-0.55	3.097-4.867
31	06-81-0221	M4 x 12mm Pan Wash. Hd. T-20 Screw	Rubber Feet and Base	0.1-0.3	0.885-2.655
32	06-81-0222	M4 x 18mm Pan Hd. T-20 Screw	Base and Front Housing/Rear Housing	0.5-0.8	4.425-7.080
32	06-81-0222	M4 x 18mm Pan Hd. T-20 Screw	Front Housing and Rear Housing	1.0-1.4	8.850-12.391
32	06-81-0222	M4 x 18mm Pan Hd. T-20 Screw	Hose Wrap and Rear Housing	0.75-0.95	6.637-8.407
39	06-81-0223	M3 x 10mm Pan Hd. Phillips Screw	PCBA and Control Panel	0.35-0.55	3.097-4.867
40	06-81-0224	M4 x 10mm Pan Hd. Phillips Screw	Terminal Cap and Battery Rail	0.75-0.95	6.637-8.407